

# CLAUDIA®

## ELECTRIC

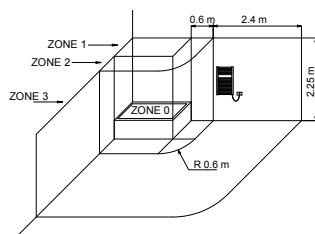


Color: F45 Sage green

### FEATURES

- Class protection: CLASS 1
- Minimum ingress protection: IP 44
- Wire length: 1200 mm with Schuko plug
- Power supply: 230Vac 50Hz (with WiFi digital thermostat or PLUS)
- Power supply: 230Vac 50/60Hz (with ECO DESIGN digital thermostat)
- Seasonal energy efficiency  $\eta_s$ : 51,6% (with WiFi digital thermostat)
- Seasonal energy efficiency  $\eta_s$ : 49,5% (with PLUS digital thermostat)
- Seasonal energy efficiency  $\eta_s$ : 50,5% (with ECO DESIGN digital thermostat)

### HOW TO PLACE ELECTRIC RADIATORS



The national rules on installing electrical equipment in the bathroom must be scrupulously respected. The electric radiators must be always installed outside zone 1 and 2.  
In particular the electric switch and control elements must be mandatorily located in zone 3, in order that no electrical control center is accessible to a anyone using the shower or bath.

### MATERIAL:

- 30x40 mm vertical collectors in painted mild steel.
- Ø 25 mm horizontal heating elements in painted mild steel.
- Heat transfer fluid.

### FIXING KIT:

Brackets, hex key, airvent, dowels and screws suitable for use on solid walls or perforated bricks, assembly instructions.  
The fixing kit is compliant with VDI 6036 norm, class 4.

### PACKAGING:

The radiator is protected by recyclable cardboard box. User notice included.

### PAINTING PROCESS:

Painted with ecological epoxy powders (Certificate DIN 55900-1,-2).

### COLORS:

See color chart.

### CERTIFICATES



### ELECTRICAL ONLY

- ☒ With WiFi digital thermostat
- ☒ With PLUS digital thermostat
- ☒ With ECO DESIGN digital thermostat

### THERMOSTAT FINISH

#### WiFi version:

- WHITE on color radiators: R01 White, R02 Traffic White, T11 Matt White and F20 Milky;
- CHROMED on all other colors.

#### PLUS version:

- WHITE on color radiators: R01 White, R02 Traffic White, T11 Matt White and F20 Milky;
- DARK GREY on all other colors.

#### ECO DESIGN version:

- WHITE on color radiators: R01 White, R02 Traffic White, T11 Matt White and F20 Milky;
- BLACK on color radiators: R13 Jet Black e T01 Matt Black;
- CHROMED on all other colors.



Cordivari ErP electric radiators are characterised by high efficiency. These models comply with EU Regulation 2024/1103. The seasonal energy efficiency of these fixed electric space heating appliances, with nominal Thermal output >250 W, is over 46% in all models. Each of the ErP electric radiators is equipped with at least electronic temperature control, window opening detection, weekly programming and stand-by power consumption <0.5 W (or 2.0 W in Wi-Fi mode, where applicable).

### INCLUDED



#### Remote control of PLUS digital chrono-thermostat

Remote control of PLUS digital chrono-thermostat functioning

### AVAILABLE ACCESSORIES

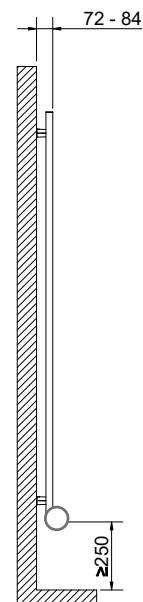
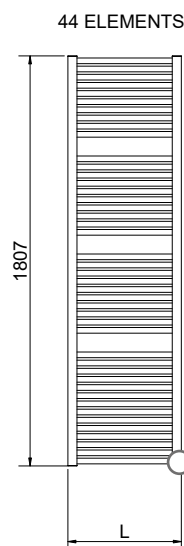
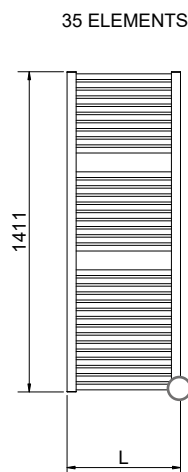
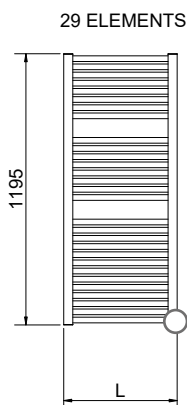
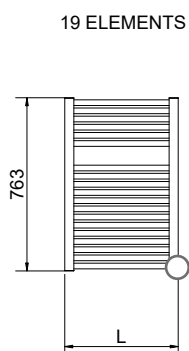
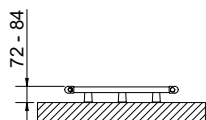


#### Towel bar in painted mild steel

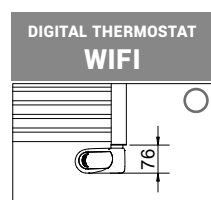


#### Kit 2 colored hooks

Complete list, codes and details of the ACCESSORIES



○ The total height has to be calculated considering the thermostat height

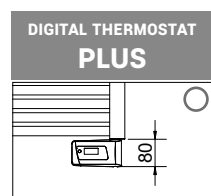


Technical specification of the WiFi thermostat, see our range of digital thermostats

## CLAUDIA® ELECTRIC WIFI

NEW MEASURES

Height	Width	Art. nr.	Output	Weight
[mm]	L [mm]	R01 White	[Watt]	[Kg]
763	400	3581356100176	400	11
	500	3581356100203	500	13
	600	3581356100193	600	15
1195	400	3581356100177	600	16
	450	3581356100179	600	17
	500	3581356100181	700	19
1411	600	3581356100194	900	21
	400	3581356100178	700	19
	500	3581356100182	900	22
1807	600	3581356100195	900	25
	400	3581356100196	900	23
	500	3581356100183	900	27
	600	3581356100184	1200	31



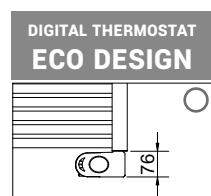
REMOTE CONTROL  
INCLUDED

Technical specification of the PLUS thermostat, see our range of digital thermostats

## CLAUDIA® ELECTRIC PLUS

NEW MEASURES

Height	Width	Art. nr.	Output	Weight
[mm]	L [mm]	R01 White	[Watt]	[Kg]
763	400	3581356100166	400	11
	500	3581356100202	500	13
	600	3581356100197	600	15
1195	400	3581356100167	600	16
	450	3581356100161	600	17
	500	3581356100162	700	19
1411	600	3581356100198	900	21
	400	3581356100168	700	19
	500	3581356100163	900	22
1807	600	3581356100199	900	25
	400	3581356100200	900	23
	500	3581356100164	900	27
	600	3581356100165	1200	31



Technical specification of the ECO DESIGN thermostat, see our range of digital thermostats

## CLAUDIA® ELECTRIC ECO DESIGN

NEW MEASURES

Height	Width	Art. nr.	Output	Weight
[mm]	L [mm]	R01 White	[Watt]	[Kg]
763	400	3581356100097	400	11
	500	3581356100201	500	13
	600	3581356100189	600	15
1195	400	3581356100098	600	16
	450	3581356100092	600	17
	500	3581356100093	700	19
1411	600	3581356100190	900	21
	400	3581356100099	700	19
	500	3581356100094	900	22
1807	600	3581356100191	900	25
	400	3581356100192	900	23
	500	3581356100095	900	27
	600	3581356100096	1200	31

The codes shown in the table refer to the R01 White color models