

# CLAUDIA® WIDE

WARRANTY 5 YEARS



Color: S02 Manhattan

## FEATURES

P. max: 8 bar

T. max: 110°C

Functioning: hot water

Connections: n° 2 x 1/2" G - 1 x 1/2" G

## MATERIAL:

- 30x40 semi-oval vertical collectors in painted mild steel.
- Ø 25 mm horizontal heating elements in painted mild steel.

## FIXING KIT:

Brackets, hex key, airvent, dowels and screws suitable for use on solid walls or perforated bricks, assembly instructions.  
The fixing kit is compliant with VDI 6036 norm, class 4.

## PACKAGING:

Cardboard angular and profiles protected by a recyclable film in polyethylene.  
User notice included.

## PAINTING PROCESS:

Painted with ecological epoxy powders (Certificate DIN 55900-1,-2).

## COLORS:

See color chart.

## CERTIFICATES



## AVAILABLE FUNCTIONS

- ☒ Hot water
- ☒ Dual energy

## AVAILABLE ACCESSORIES



Kristal valve Total Color, angled with thermostatic option, colored

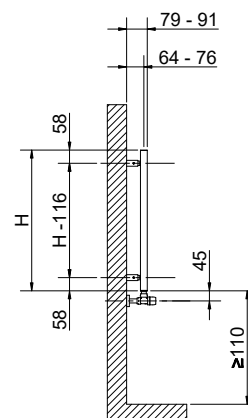
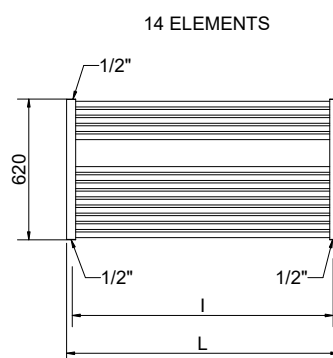
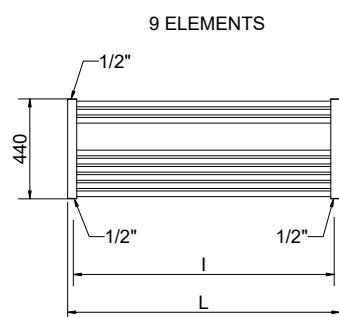
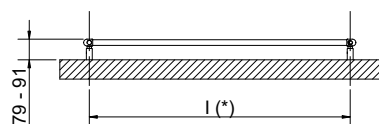


Thermostatic head Kristal TC fully colored



Kit 2 colored hooks

Complete list, codes and details of the ACCESSORIES



(\*) The fixing kit has the same pipe centre (I) as the radiator

Quotes for Kristal valves

## CLAUDIA® WIDE

Height	Width	Pipe Centres	Art. nr.	Dry Weight	Surface	Water content	Thermal output		Exp.	Dual energy kit
							$\Delta t$ 50°C	$\Delta t$ 30°C		
[mm]	L [mm]	I [mm]	R01 White	[kg]	[m²]	[lt]	[Watt]	[Watt]	n	[Watt]
<b>440</b>	1200	1150	3551356100101	6,1	0,903	5,1	<b>471</b>	261	1,155	400
	1400	1350	3551356100103	6,9	1,045	5,9	<b>558</b>	311	1,145	400
<b>620</b>	1200	1150	3551356100102	9,3	1,389	7,9	<b>712</b>	390	1,176	700
	1400	1350	3551356100104	10,6	1,609	9,1	<b>837</b>	457	1,183	700

The codes shown in the table refer to the R01 White color models

For output at different  $\Delta T$ , please refer to the following formula: **desired output = output at  $\Delta T$  50 x (Desired  $\Delta t$ /50)<sup>n</sup>**