

# LUCY 18 WIDE

 WARRANTY 5 YEARS



Color: S07 Grafite

## FEATURES

P. max: 8 bar

T. max: 110°C

Functioning: hot water

Connections: n° 2 x 1/2" G - 1 x 1/2" G

## MATERIAL:

- Ø 30 mm collectors in painted mild steel.
- Ø 18 mm horizontal heating elements in painted mild steel.

## FIXING KIT:

Brackets, hex key, airvent, dowels and screws suitable for use on solid walls or perforated bricks, assembly instructions.  
The fixing kit is compliant with VDI 6036 norm, class 4.

## PACKAGING:

Cardboard angular and profiles protected by a recyclable film in polyethylene.  
User notice included.

## PAINTING PROCESS:

Painted with ecological epoxy powders (Certificate DIN 55900-1,-2).

## COLORS:

See color chart.

## CERTIFICATES



## AVAILABLE FUNCTIONS

- ☒ Hot water
- ☒ Dual energy

## AVAILABLE ACCESSORIES



Kristal valve Total Color,  
angled with thermostatic  
option, colored

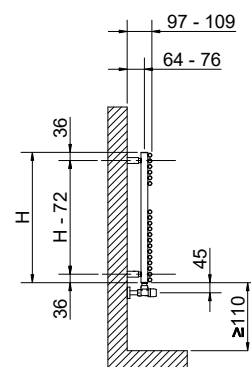
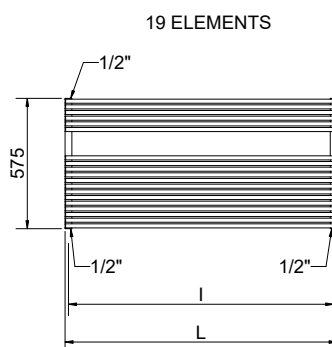
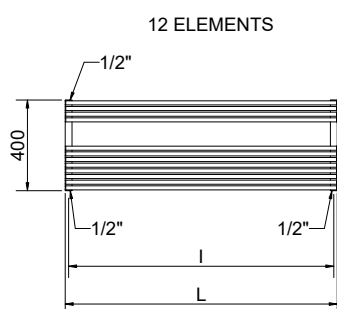
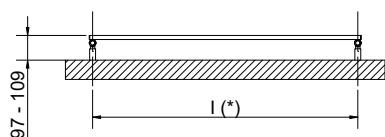


Thermostatic head  
Kristal TC  
fully colored



Kit 2 colored hooks

Complete list, codes and details of the ACCESSORIES



(\*) The fixing kit has the same pipe centre (l) as the radiator

Quotes for Kristal valves

## LUCY 18 WIDE

| Height     | Width  | Pipe Centres | Art. nr.      | Dry Weight | Surface | Water content | Thermal output     |                    |         |                    |
|------------|--------|--------------|---------------|------------|---------|---------------|--------------------|--------------------|---------|--------------------|
|            |        |              |               |            |         |               | $\Delta t$<br>50°C | $\Delta t$<br>30°C | Exp.    | Dual<br>energy kit |
| [mm]       | L [mm] | l [mm]       | R01 White     | [Kg]       | [m²]    | [lt]          | [Watt]             | [Watt]             | n       | [Watt]             |
| <b>400</b> | 1200   | 1170         | 3551406100250 | 8,1        | 0,89    | 3,2           | <b>585</b>         | 319                | 1,18905 | 400                |
|            | 1400   | 1370         | 3551406100252 | 9,0        | 1,025   | 3,6           | <b>701</b>         | 383                | 1,18223 | 400                |
| <b>575</b> | 1200   | 1170         | 3551406100251 | 12,6       | 1,4     | 5,0           | <b>901</b>         | 493                | 1,1811  | 700                |
|            | 1400   | 1370         | 3551406100253 | 14,2       | 1,6     | 5,7           | <b>1091</b>        | 587                | 1,21455 | 700                |

The codes shown in the table refer to the R01 White color models

For output at different  $\Delta T$ , please refer to the following formula:  $\text{desired output} = \text{output at } \Delta T 50 \times (\text{Desired } \Delta t / 50)^n$