



# WINDOW®

design **Beatrice De Sanctis**

## MATERIAL:

Heating body and handle in ultra-thin painted mild steel.

## FIXING KIT:

Brackets, airvent, hexagonal tool, plugs and screws suitable for use on compact or hollow brick, installation notice.

The fixing kits are compliant with VDI 6034 norm, class 4.

## FEATURES:

The exclusive design of the Window towel warmer combines aesthetics and functionality.

The heated handle can be extracted, acting as support for warming the towels. The opening and closing of the handle are manually operated. Window has been designed to offer maximum comfort of use by differentiating the temperature of the handle from that of the body.

The temperature of the handle is kept lower than that of the radiator body, so to allow a safe grip without sacrificing the maximum heat output provided by the radiator body at the normal operating temperatures of the heating system.



**5 YEARS WARRANTY**

## VALVE KIT INCLUDES:

Square valve kit including chromed thermostatic head

Fittings for copper pipe (Ø 12/14/15)

Fittings for multilayer pipe (Ø 16 x2)

## PACKAGING:

The radiator is protected with a film in polyethylene and cardboard box. Use and maintenance notice included.

## PAINTING PROCESS:

Painted with ecological epoxy. (Certificate DIN 55900-1,-2). Thermal outputs certified in accredited laboratories in compliance with European norm EN442.

## COLORS:

Radiators and accessories: standard white R01 color.

For other colors see color chart.

P. max: 5 bar

T. max: 110° C

Available for central heating systems

Connections: n° 2 x G 1/2" - n° 3 x G 1/8"

## PRODUCT CERTIFICATES



## AWARD



reddot winner 2022




## BICOLOR

BODY




**F30**  
WHITE SAND

FRAME




**F36**  
TERRA

BODY



**T20**  
WHITE GREY

FRAME



**T17**  
ACAI MATT

BODY



**F25**  
QUARTZ DUST

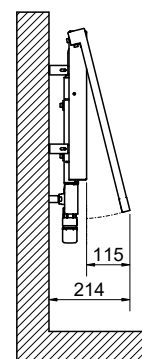
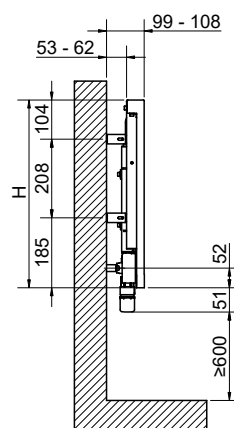
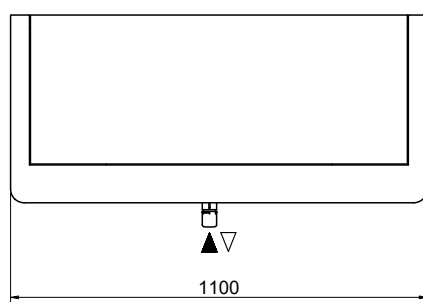
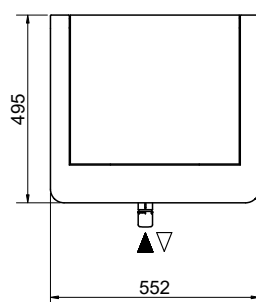
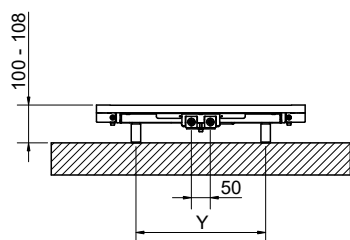
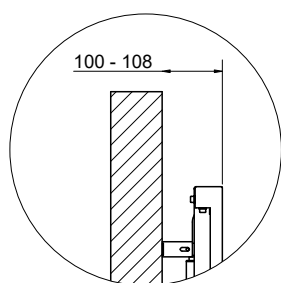
FRAME



**F23**  
SPARKLING GREY

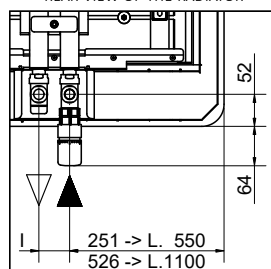
Available color combinations.

**CORDIVARI**  
DESIGN



Inlet flow must be set on the left connection, so to guarantee the correct functioning of the radiator.

Connection detail's on the  
REAR VIEW OF THE RADIATOR



H [mm]	L [mm]	Y [mm]
<b>495</b>	550	343
<b>495</b>	1100	893

## WINDOW®

Art. Nr.	Height	Width	Pipe Centres	Dry Weight	Surface	Water Content	Thermal output Watt		Exponent n
	H [mm]	L [mm]	I [mm]	[Kg]	[m²]	[lt]	<b>Δt = 50°C</b>	Δt = 30°C	
3551426102001	<b>495</b>	550	50	14,1	0,6	1,4	258	147	1,10347
3551426102002		1100	50	22,4	1,15	2,6	519	285	1,17159

Art. Nr. are referred to WHITE R01 color version.

## WINDOW® BICOLOR

Art. Nr.	Color		Height	Width	Pipe Centres	Dry Weight	Surface	Water Content	Thermal output Watt		Exp. n
	BODY	FRAME	H [mm]	L [mm]	I [mm]	[Kg]	[m²]	[lt]	<b>Δt = 50°C</b>	Δt = 30°C	
3551426102003	<b>F30</b>	<b>F36</b>	<b>495</b>	550	50	14,1	0,6	1,4	258	147	1,10347
3551426102006				1100	50	22,4	1,15	2,6	519	285	1,17159
3551426102004	<b>T20</b>	<b>T17</b>	<b>495</b>	550	50	14,1	0,6	1,4	258	147	1,10347
3551426102007				1100	50	22,4	1,15	2,6	519	285	1,17159
3551426102005	<b>F25</b>	<b>F23</b>	<b>495</b>	550	50	14,1	0,6	1,4	258	147	1,10347
3551426102008				1100	50	22,4	1,15	2,6	519	285	1,17159

For output at different Δt than 50°C, please refer to the following formula = desired output = output at Δt 50°C x (desired Δt/50)<sup>n</sup>